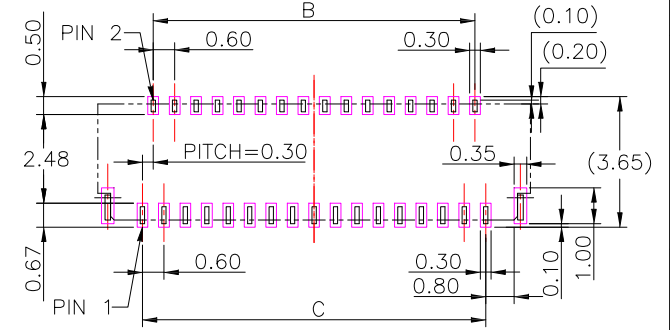
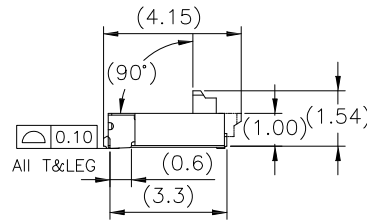
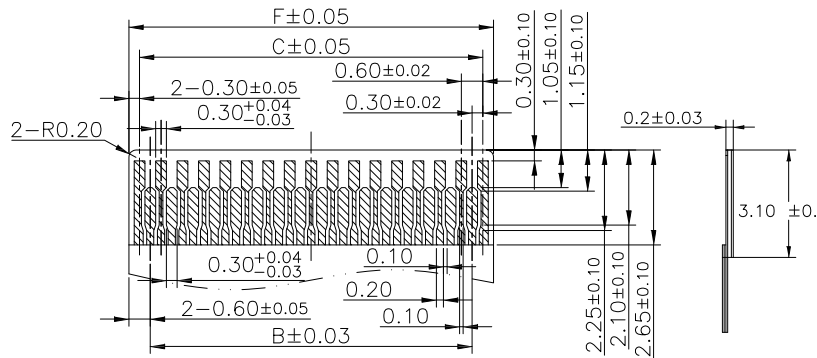
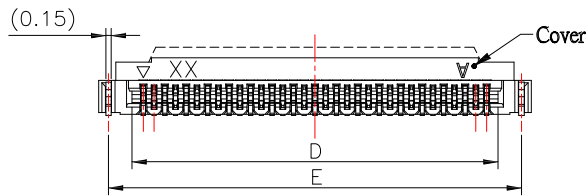


SECTION A-A



RECOMMENDED PCB LAYOUT



RECOMMENDED FPC/FFC DIMENSIONS

PIN NO.(N)	DIM A	DIM B	DIM C	DIM D	DIM E	DIM F
07	4.30	1.20	1.80	2.43	3.75	2.40
09	4.90	1.80	2.40	3.03	4.35	3.00
11	5.50	2.40	3.00	3.63	4.95	3.60
13	6.10	3.00	3.60	4.23	5.55	4.20
15	6.70	3.60	4.20	4.83	6.15	4.80
17	7.30	4.20	4.80	5.43	6.75	5.40
19	7.90	4.80	5.40	6.03	7.35	6.00
21	8.50	5.40	6.00	6.63	7.95	6.60
23	9.10	6.00	6.60	7.23	8.55	7.20
25	9.70	6.60	7.20	7.83	9.15	7.80
27	10.30	7.20	7.80	8.43	9.75	8.40
29	10.90	7.80	8.40	9.03	10.35	9.00
31	11.50	8.40	9.00	9.63	10.95	9.60
33	12.10	9.00	9.60	10.23	11.55	10.20
35	12.70	9.60	10.20	10.83	12.15	10.80
37	13.30	10.20	10.80	11.43	12.75	11.40
39	13.90	10.80	11.40	12.03	13.35	12.00
41	14.50	11.40	12.00	12.63	13.95	12.60
43	15.10	12.00	12.60	13.23	14.55	13.20
45	15.70	12.60	13.20	13.83	15.15	13.80
47	16.30	13.20	13.80	14.43	15.75	14.40
49	16.90	13.80	14.40	15.03	16.35	15.00
51	17.50	14.40	15.00	15.63	16.95	15.60
53	18.10	15.00	15.60	16.23	17.55	16.20
55	18.70	15.60	16.20	16.83	18.15	16.80
57	19.30	16.20	16.80	17.43	18.75	17.40
59	19.90	16.80	17.40	18.03	19.35	18.00
61	20.50	17.40	18.00	18.63	19.95	18.60
63	21.10	18.00	18.60	19.23	20.55	19.20
65	21.70	18.60	19.20	19.83	21.15	19.80
67	22.30	19.20	19.80	20.43	21.75	20.40
69	22.90	19.80	20.40	21.03	22.35	21.00
71	23.50	20.40	21.00	21.63	22.95	21.60

SPECIFICATIONS

Electrical Characteristics:

- 1.1 Current rating: 0.3A AC / DC
- 1.2 Voltage rating: 30V AC / DC
- 1.3 Operating Temperature range: -55°C ~ +85°C

Material:

- 1.1 Housing: LCP,Color: Natural
- 1.2 Contact: Phosphor Bronze
- 1.3 Peg : Phosphor Bronze
- 1.4 Cover: PA4T,Color: Black

Finish:

- 1.1 Contact: Plated Gold in Mating Area ;  
Gold Plated on Solder Balls  
Nickel under plated overall
- 1.2 Peg: Tin Plated over Nickel



TOLERANCE UNLESS OTHERWISE STATED :  
Up to 5 ±0.2  
Above 5 ~ 15 ±0.3  
Above 15 ~ 30 ±0.4  
Above 30 ~ 50 ±0.5  
Angle ±0.3

3RD. ANGEL'S



UNITS MM

DRAWN BY:	DATE	MAT'L	TITLE	CONNECTOR
Jack Lu	04/06/23	FINISH	MODLE	0.3mm H:1.0 FPC 後掀式
CHECKED BY:	DATE	SCALE	DWG NO.	FPC03D-10xx-C2-S149
Jacky Chen	04/06/23	SHEET NO.	PART NO.	FPC03D-10xx-C2-S149
APPROVED BY:	DATE	SIZE	VER	
Tony Kao	04/06/23	A4	R2	

ITEM NO.	DESCRIPTION	DRAWN	DATE
2	更新Cover材質	Jack	040623
1	更新PIN選項	Jack	051022